





Gerber Fixtures

Please see www.gerberonline.com/shop for product descriptions and photos.

Items in Bold are currently stocked at Roberts-Hamilton Company • Prod.ID is for the Combination which includes the bowl and tank


Ultra Flush 1.6 GPF Pressure Assist		Color	Prod. ID	Combination	Bowl	Tank	Rough-In
 <p>Round Front</p> <p>Elongated</p> <p>Elongated 17" High ErgoHeight</p> <p>ULTRA FLUSH®</p> <p><i>Right-Hand Trip Lever Tank</i></p>	White	833820	21-300	21-342	28-385	12"	
	White	346778	21-302	21-342	28-380	12"	
	Biscuit	—	21-302-09	—	28-380-09	12"	
	White	—	21-304	21-342	28-384	14"	
	White	874362	21-311	21-372	28-385	10"	
	White	150075	21-312	21-372	28-380	12"	
	White	870548	21-314	21-372	28-384	14"	
	White	1042552	21-317	21-377	28-385	10"	
	White	346777	21-318	21-377	28-380	12"	
	Biscuit	831060	21-318-09	21-377-09	28-380-09	12"	
	White	1148125	21-324	21-377	28-384	14"	
	White	436079	—	—	28-380-97		
Avalanche 1.6 GPF		Color	Prod. ID	Combination	Bowl	Tank	Rough-In
 <p>Round Front</p> <p><i>Right-Hand Trip Lever Tank</i></p> <p>Elongated</p> <p>Elongated 17" High ErgoHeight</p> <p>Avalanche®</p> <p><i>Flapper 99-770</i></p>	White	833819	21-800	AV-21-852	AV-28-895	10"	
	White	926226	21-802	AV-21-852	AV-28-890	12"	
	White	1109120	—	—	AV-28-890-97	12"	
	—	—	—	—	—	—	
	White	941751	21-810	AV-21-862	AV-28-895	10"	
	White	926228	21-812	AV-21-862	AV-28-890	12"	
	—	—	—	—	—	—	
	White	427837	21-817	AV-21-828	AV-28-895	10"	
	White	427835	21-818	AV-21-828	AV-28-890	12"	
	Biscuit	832081	21-818-09	AV-21-828-09	AV-28-890-09	12"	
	—	—	—	—	—	—	
	—	639172					
Avalanche ELITE 1.6 GPF		Color	Prod. ID	Combination	Bowl	Tank	Rough-In
Round Front 17" High ErgoHeight	White	1445843	AV-20-852	AB-21-852	AL-28-890	12"	
Elongated 17" High ErgoHeight	White	1445848	AV-20-828	AB-21-828	AL-28-890	12"	
<i>Flapper 99-770</i>	—	639172					

Gerber Fixtures



Please see www.gerberonline.com/shop for product descriptions and photos.

Items in **Bold** are currently stocked at Roberts-Hamilton Company • Prod.ID is for the Combination which includes the bowl and tank

Viper 1.6 GPF		Color	Prod. ID	Combination	Bowl	Tank	Rough-In
 viper [™]	Round Front	White	1103476	VP-21-500	VP-21-552	VP-28-595	10"
		Biscuit	876460	VP 21-500-09	VP-21-552-09	VP-28-595-09	10"
		Bone	935459	VP-21-500-25	VP-21-552-25	VP-28-595-25	10"
	Right Hand Trip Lever	White	1257262	—	—	VP-28-595-97	10"
		White	1094002	VP-21-502	VP-21-552	VP-28-590	12"
		Biscuit	419498	VP 21-502-09	VP-21-552-09	VP-28-590-09	12"
		Bone	835811	VP-21-502-25	VP-21-552-25	VP-28-590-25	12"
	Right Hand Trip Lever	White	1094026	—	—	VP-28-590-97	12"
		White	433561	VP 21-504	VP-21-552	VP-28-594	14"
	Elongated	White	1026207	VP 21-510	VP-21-562	VP-28-595	10"
		White	1094014	VP-21-512	VP-21-562	VP-28-590	12"
		Biscuit	419501	VP 21-512-09	VP-21-562-09	VP-28-590-09	12"
		White	1114192	VP 21-514	VP-21-562	VP-28-594	14"
	Elongated 17" High ErgoHeight	White	830847	VP 21-517	VP-21-528	VP-28-595	10"
		White	1094020	VP-21-518	VP-21-528	VP-28-590	12"
		Biscuit	419509	VP 21-518-09	VP-21-528-09	VP-28-590-09	12"
		Bone	934068	VP 21-518-25	VP-21-528-25	VP-28-590-97	12"
		White	1304373	VP-21-524	VP-21-528	VP-28-594	14"
	INSULATED Tank	White	1094029	—	—	VP-28-592	12"
		Biscuit	1143855	—	—	VP28-592-09	12"
Flapper 99-647			441779				



Gerber Fixtures

Please see www.gerberonline.com/shop for product descriptions and photos.

Items in Bold are currently stocked at Roberts-Hamilton Company • Prod.ID is for the Combination which includes the bowl and tank

	Maxwell 1.28 GPF		Color	Prod. ID	Combination	Bowl	Tank	Rough-In
	Round Front	White	—	WS-20-900	MX-21-952	28-995	10"	
		White	1446353	WS-20-902	MX-21-952	28-990	12"	
		White	—	WS-20-904	MX-21-952	28-994	14"	
	Elongated	White	—	WS-20-910	MX-21-962	28-995	10"	
		White	1451219	WS-20-912	MX-21-962	28-990	12"	
		White	—	WS-20-914	MX-21-962	28-994	14"	
	Elongated 17" High ErgoHeight	White	—	WS-20-917	MX-21-928	28-995	10"	
		White	1446358	WS-20-918	MX-21-928	28-990	12"	
		White	—	WS-20-924	MX-21-928	28-994	14"	
Flapper 99-827		—	1192889	—	—	—	—	
Maxwell 1.6 GPF		Color	Prod. ID	Combination	Bowl	Tank	Rough-In	
MAXWELL® Round Front	White	—	MX-20-900	MX-21-952	MX-28-995	10"		
	White	1446313	MX-20-902	MX-21-952	MX-28-990	12"		
	White	—	MX-20-904	MX-21-952	MX-28-994	14"		
Elongated	White	—	MX-20-910	MX-21-962	MX-28-995	10"		
	White	1446320	MX-20-912	MX-21-962	MX-28-990	12"		
	White	—	MX-20-914	MX-21-962	MX-28-994	14"		
Elongated 17" High ErgoHeight	White	—	MX-20-917	MX-21-928	MX-28-995	10"		
	White	1446324	MX-20-918	MX-21-928	MX-28-990	12"		
	White	—	MX-20-924	MX-21-928	MX-28-994	14"		
Flapper 99-827		—	1192889	—	—	—	—	
Maxwell SE 1.6 GPF		Color	Prod. ID	Combination	Bowl	Tank	Rough-In	
Round Front	White	—	SE-21-100	SE-21-152	28-175	10"		
	White	—	SE-21-102	SE-21-152	28-380	12"		
Elongated	White	—	SE-20-110	SE-21-162	28-170	10"		
	White	—	SE-21-112	SE-21-162	28-380	12"		
Elongated 17" High ErgoHeight	White	—	SE-21-117	21-128	28-385	10"		
	White	—	SE-21-118	21-128	28-380	12"		
Flapper 99-647		—	441779	—	—	—	—	
Maxwell Dual-Flush 1.1/1.6 GPF		Color	Prod. ID	Combination	Bowl	Tank	Rough-In	
Round Front	White	—	DF-21-100	21-152	DF-28-195	10"		
	White	—	DF-21-102	21-152	DF-28-190	12"		
Elongated	White	—	DF-21-110	21-162	DF-28-195	10"		
	White	—	DF-21-112	21-162	DF-28-190	12"		
Elongated 17" High ErgoHeight	White	—	DF-21-117	21-128	DF-28-195	10"		
	White	—	DF-21-118	21-128	DF-28-190	12"		
Maxwell Compact Back Outlet 1.28 GPF		Color	Prod. ID	Combination	Bowl	Tank	Rough-In	
Elongated	White	—	—	21-975 .983570	28-980 .983574	BACK		
Allerton 1.28 GPF		Color	Prod. ID	Combination	Bowl	Tank	Rough-In	
Elongated	White	1222495	HE-20-004	HE-21-572	HE-28-580	12"		
Elongated 17" High ErgoHeight	White	1222496	HE-21-007	HE-21-577	HE-28-580	12"		



HE-20-601

Code#	Description	Mfg#
-------	-------------	------

HE-20-601 PeeWee 1.28 gpf 10" R.I. 2-Piece Round Front Children's Toilet

- 2 Piece Toilet with glazed trapway
- 10-1/4" height
- Single flush 1.28 gpf (4.8 Lpf)
- Fluidmaster® fill valve, WDI 3" flush valve
- Front mount tank lever
- Soft-closing seat cover & wax ring included
- Color matched plastic bolt cover plates included

1254141	White		HE-20-601
---------	-------	--	-----------

Dimensions:	
Height	23-7/8"
Width	15-3/4"
Depth	24-5/8"
Rough-in	10"
Trapway (min)	1-3/4"
Water Surface	8-5/8" x 6-1/2"



20-019

20-019 Avalanche® CT 1.28 gpf 12" R.I. 1-Piece Elongated ErgoHeight™ Toilet

- One Piece Toilet with Concealed trapway
- Elongated bowl, ADA height
- Single flush 1.28 gpf (4.8 Lpf)
- Fluidmaster® fill valve, WDI 3" flush valve
- Front mount tank lever
- Soft-closing seat cover
- Color matched plastic bolt cover plate included

1172948	White		20-019
---------	-------	--	--------

Dimensions:	
Height	28-1/2"
Width	15-3/4"
Depth	27-1/2"
Rough-in	12"
Water Surface from Rim	6-1/4"
Trapway (min)	2"
Water Surface	9-7/8" x 7-3/4"
Water Seal	2-3/8"

DISCONTINUED

Code#	Description	Mfg#
-------	-------------	------

12-314 Plymouth Wall Hung Lav

- ADA compliant
- 19" x 17" Ledge type wall hung lavatory
- Two self draining soap dishes
- One piece wall hanger
- 4" centers
- Back Overflow
- Fast aligning One-Piece wall hanger

193125	White	12-314
--------	-------	--------

12-354 West Point Space Saver Ledge Type Wall Hung Lavatory

- Non-ADA compliant
- 14" x 12" Ledge type wall hung lavatory
- Two convenient self-draining soap dishes
- Concealed front overflow
- 4" centers
- Fast aligning one piece wall hanger

309135	White	12-354
--------	-------	--------

12-654 Monticello II Ledge Type Wall Hung Lav

- ADA compliant
- 20-1/4" x 18-1/2" Ledge Type Wall Hung Lav
- Two integral self-draining soap dishes
- Back overflow
- Fast aligning one-piece wall hanger
- 4" centers
- Punched for use with concealed carrier

230331	White	12-654
--------	-------	--------

12-834-CH Maxwell Oval Self-Rimming Lavatory

- ADA compliant
- 20-1/2" x 17" Oval self rimming lav
- Concealed front overflow
- -CH = trapazoid packaging
- 4" centers

244426	White	12-834-CH
1240495	Biscuit	12-834-CH-09

Faucets and pop-up assemblies are not included.



12-314



12-354



12-654



12-834-CH



12-765



12-770-F



12-791

Code#	Description	Mfg#
-------	-------------	------

12-765 & 12-760 Logan Square UM Lavatory		
<ul style="list-style-type: none"> • Undercounter Lavatory • Available in white only 		
18-3/4" x 14-3/4"		
933300	White	12-760
20-1/2" x 17-1/8"		
916869	White	12-765

12-770-F & 12-780 Luxoval UM Lavatory		
<ul style="list-style-type: none"> • Undercounter Lavatory • Available in white only 		
18-1/2" x 15-3/8"		
1391926	White	12-770-F
19-1/8" x 15"		
591335	White	12-780

12-791 Wicker Park UM Lavatory		
<ul style="list-style-type: none"> • Undercounter Lavatory • Available in white only 		
19-5/8" x 15-1/2"		
1270578	White	12-791

Code#	Description	Mfg#
22-504 Maxwell Petite Pedestal Lavatory		
<ul style="list-style-type: none"> • Non-ADA compliant • Large faucet deck • Concealed front overflow • Discrete back splash • 4" centers • Width 20-1/2", Depth 17-3/4", Height 33-3/4" 		
393887	White	22-504
256489	Pedestal Basin ONLY	12-504
256490	Pedestal Leg ONLY	29-842
22-514 Maxwell Pedestal Lavatory		
<ul style="list-style-type: none"> • Non-ADA compliant • Large faucet deck • Concealed front overflow • Discrete back splash • Width 25-1/2", Depth 20-1/2", Height 34" 		
4" CENTERSET		
	White	22-514
433105	Pedestal Basin ONLY	12-514
256490	Pedestal Leg ONLY	29-842
8" CENTERSET		
	White	22-518
583506	Pedestal Basin ONLY	12-518
256490	Pedestal Leg ONLY	29-842
22-575 Allerton Pedestal Lavatory		
<ul style="list-style-type: none"> • Non-ADA compliant • Square front pedestal leg • Elegant wash basin with generous deck space • Concealed front overflow • 4" centers • Width 25 1/2", Depth 21", Height 35" 		
830600	White	22-575
569514	Pedestal Basin ONLY	12-575
569517	Pedestal Leg ONLY	29-843
22-565 Allerton PETITE Pedestal Lavatory		
<ul style="list-style-type: none"> • Non-ADA compliant • Square front pedestal leg • Elegant wash basin with generous deck space • Concealed front overflow • Width 21-1/8", Depth 18-3/4" 		
4" CENTERSET		
	White	22-565
587656	Pedestal Basin ONLY	12-565
569517	Pedestal Leg ONLY	29-843

Faucets and pop-up assemblies are not included.



22-504



22-514



22-575



22-515



22-589

Code#	Description	Mfg#
-------	-------------	------

22-512/515 Blaze Pedestal Lavatory

- Non-ADA compliant
- Vitreous china
- 24" x 20" Pedestal Lavatory

SINGLE HOLE

1392397	White	22-512
1173834	Pedestal Basin ONLY	12-512
1173811	Pedestal Leg ONLY	29-848

4" CENTERSET

1392397	White	22-515
1173828	Pedestal Basin ONLY	12-515
1173811	Pedestal Leg ONLY	29-848

22-585/589 Logan Square Pedestal Lavatory

- Non-ADA compliant
- Large faucet deck
- 27 3/8" x 21 1/4" Pedestal Lavatory

4" CENTERSET

	White	22-585
839399	Pedestal Basin ONLY	12-585
786632	Pedestal Leg ONLY	29-847

8" CENTERSET

	White	22-589
831885	Pedestal Basin ONLY	12-589
786632	Pedestal Leg ONLY	29-847

22-555/559 Logan Square PETITE Pedestal Lavatory

- Non-ADA compliant
- Large faucet deck
- 24" x 20" Pedestal Lavatory

4" CENTERSET

	White	22-555
787441	Pedestal Basin ONLY	12-555
786632	Pedestal Leg ONLY	29-847

8" CENTERSET

	White	22-559
786626	Pedestal Basin ONLY	12-559
786632	Pedestal Leg ONLY	29-847

Code#	Description	Mfg#
23-509 Hinsdale PETITE Pedestal Lavatory		
<ul style="list-style-type: none"> • Vitreous China • Rear Overflow • 21-1/4" x 18-1/8" 		
8" CENTERSET		
	White	23-509
1382427	Pedestal Basin ONLY	13-509
1382428	Pedestal Leg ONLY	29-831
HANGER BRACKET		
	Wall-Hanger	99-161

23-564 Viper PETITE Pedestal Lavatory		
<ul style="list-style-type: none"> • Vitreous China • Rear Overflow • 21-7/8" x 18-1/2" 		
		viper
4" CENTERSET		
	White	23-564
1360246	Pedestal Basin ONLY	13-564
1360240	Pedestal Leg ONLY	29-834
HANGER BRACKET		
	Wall-Hanger	99-161



23-509



23-509



27-740
(Flush Valve not included)

Code#	Description	Mfg#
-------	-------------	------

27-740 LaFayette Washout Top Spud Wall Hung Urinal

- ADA compliant
- Minimum wall space
- Integral strainer
- One-piece hanger
- 1 1/2" Outlet spud for flushometer
- 3/4" Inlet spud
- Width 13-1/2", Depth 13-1/4", Height 18-1/2"

217737	White	Dimensions: Height 18-1/2" Width 13-1/2" Depth 13-1/4" Inlet 3/4" Outlet 1-1/2"	27-740
--------	-------	---	--------



27-770
(Flush Valve not included)

27-770 Hamilton™ 1.0 gpf Siphon Jet Top Spud Urinal

- Low Consumption 1.0 gpf (3.8 Lpf) • Half Stall Size
- Integral Flush Spreader
- Extended Shields
- Dual Hangers
- For Exposed Flushometer (top spud) 1" x 3/4" Inlet
- 2" S.P.S. Female Outlet Connection Supplied
- ADA Compliant

829584	White	Dimensions: Height 26-15/16" Width 19-1/8" Depth 12-3/16" Inlet 3/4" Outlet 2"	27-770
--------	-------	--	--------



27-780
(Flush Valve not included)

27-780 Monitor Washout Top Spud Wall Hung Urinal

- Non-ADA compliant
- Commercial size
- Integral flush spreader
- Extended shields
- 3/4" Inlet spud for exposed flushometer
- Dual hangers
- 2" SPS female outlet connection supplied
- Width 18-1/2", Depth 12-1/2", Height 26-3/4"

128203	White	Dimensions: Height 16 1/2" Width 18" Depth 14 1/2" Inlet 3/4" Outlet 2"	27-780
--------	-------	---	--------

Code#	Description	Mfg#
-------	-------------	------

**25-033 North Point™
Elongated Wall Hung Top Spud Bowl**

- 1.28/1.6 gpf (4.8/6.0 Lpf) high efficiency wall hung bowl
- Elongated bowl
- Top Spud
- Siphon Jet
- 1 1/2" spud for flushometer valve
- Does not include seat or bolt caps

947128	White		25-033
--------	-------	--	--------

Dimensions:	
Height	13"
Width	14 3/4"
Depth	25 5/8"
Rough-in	5 1/4"
(For Handicapped & Elderly Installation Rough-in is 7 1/4")	
Water Surface from Rim	.5"
Trapway (min)	.2"
Water Surface	10" x 8 1/8"
Water Seal	.2 1/8"



25-033

20-021 Maxwell® 1.28 gpf 4" Vertical Rough-In 2-Piece Wall Hung Back Outlet Compact Elongated Toilet

- 1.28 gpf/4.8 Lpf high efficiency two-piece toilet
- Wall hung back outlet • Elongated bowl
- Dual-fed siphon jet
- Pilot fill valve
- 3" flush valve
- Color matched tank lever • Available in white
- ADA compliant
- Does not include bolts or caps

	White		20-021
976048	Bowl		21-970
976053	Tank		28-970

Dimensions:	
Height	30 1/2"
Width	17 1/4"
Depth	.27"
Rough-in	.4"
Water Surface from Rim	.5 1/4"
Trapway (min)	1 3/4"
Water Surface	9 7/8" x 7 1/4"
Water Seal	.2 5/8"



20-021

20-022 Maxwell® 1.28 gpf 4 1/4" Vertical R.I 2-Piece Back Outlet Compact Elongated ErgoHeight™ Toilet

- 1.28 gpf/4.8 Lpf high efficiency two-piece toilet
- Floor mount back outlet
- Elongated ErgoHeight™ bowl • Compact design fits in round front space
- Dual-fed siphon jet
- Fluidmaster® fill valve
- 3" flush valve
- Color matched tank lever • Available in White
- 2 bolt caps
- ADA compliant
- Toilet seat not included

	White		20-022
983570	Bowl		21-975
983574	Tank		28-980

Dimensions:	
Height	30 1/2"
Width	17 1/8"
Depth	27 1/2"
Rough-in	4 1/4"
Water Surface from Rim	.5 1/8"
Trapway (min)	.2"
Water Surface	9 5/8" x 7 3/4"
Water Seal	.2 1/4"



20-022



25-733

Code#	Description	Mfg#
-------	-------------	------

**25-733 North Point™
Elongated ErgoHeight™ Top Spud Bowl**

- High efficiency floor mount bowl
- ErgoHeight™ ADA Elongated Bowl
- 10" Rough-in
- Fully glazed trapway for clog-free waste removal
- 1 1/2" back spud for flushometer valve
- Toilet seat not included

25-733	White
--------	-------

Dimensions:	
Height	17"
Width	14 3/4"
Depth	27 3/8"
Rough-in	10"
Water Surface from Rim	5 1/2"
Trapway (min)	2"
Water Surface	10" x 8 7/8"
Water Seal	2 1/4"

25-733