

PVC-DWV Pipe & Fittings

Sewer Pipe

Code #	Size	Mfg#	Box Qty.
--------	------	------	----------



Sewer Pipe			
PVC Solid SDR35 Pipe			
49-1313	4"x10'		63
49-1315	6"x10'		33



PVC Sewer Coupling fits 2729/3034/SDR35			
50-1322	4		25



PVC Sewer Fitting Cap			
50-1324	4		25
50-1326	6		1



PVC Sewer Fitting 45 Ell			
50-1335	4		20



PVC Sewer Fitting 22-1/2 Ell			
50-1361	4		25



PVC Sewer Fitting Wye			
50-1374	4		10



PVC Sewer Fitting 45 Str Ell			
50-1445	4		20

CPVC



CPVC HC Pipe 10 FT - Flow Guard Gold			
CPVC Hot/Cold Copper Pipe Size, Pressure Pipe			
49-1981	1/2		100
49-2017	3/4		50



CPVC HC Bushing			
50-2823	3/4 x 1/2		10

CPVC

Code #	Size	Mfg#	Box Qty.
--------	------	------	----------



CPVC HC Adpt Female			
50-2838	1/2		25
50-2840	3/4		25



CPVC HC Adpt MIP			
50-2844	1/2		20
50-2846	3/4		10



CPVC x MIP Adapt			
50-2996	1/2		10
50-2998	3/4		10



CPVC x FIP Adapt			
50-2990	1/2		10
50-2992	3/4		10



CPVC HC 45 Elbow			
50-2856	1/2		20
50-2858	3/4		20



CPVC HC 90 Elbow			
50-2868	1/2		20
50-2870	3/4		20



CPVC HC Tee			
50-2886	1/2		20
50-2888	3/4		20
50-2890	3/4 x 1/2		25



CPVC HC 45 Street Ell			
50-2912	1/2		25
50-2914	3/4		25



CPVC HC 90 Street Ell			
50-2918	1/2		10
50-2920	3/4		10



PVC

Code #	Size	Mfg#	Box Qty.
--------	------	------	----------

PVC-DWV Sch 40 Pipe



PVC-DWV Sch 40 Pipe

49-3011	10 Ft	1-1/2	172
49-3012	20 Ft	1-1/2	172
49-3021	10 Ft	2	99
49-3022	20 Ft	2	99
49-3023	10 Ft	3	104
49-3024	20Ft	3	46
49-3025	10Ft	4	60
49-3026	20 Ft	4	60
49-3062	20 Ft	6	28
49-3082	20 Ft	8	18

PVC Foam Core Pipe



PVC Foam Core Pipe

49-3027	10 Ft	1-1/2	172
49-3028	10 Ft	2	99
49-3029	10 Ft	3	104
49-3039	10 Ft	4	60

PVC-DWV Repair Coupling



PVC-DWV Repair Coupling

50-3104	1-1/2	25
50-3106	2	25
50-3108	3	10
50-3110	4	5

PVC-DWV Coupling



PVC-DWV Coupling

50-3115	1-1/2	100
50-3120	2	100
50-3121	2 x 1-1/2	25
50-3130	3	60
50-3131	3 x 1-1/2	25
50-3132	3 x 2	20
50-3140	4	25
50-3142	4 x 2	10
50-3143	4 x 3	20
50-3146	6	15
50-3147	6 x 4	20
50-3148	8	4
50-3155	8 x 4	16
50-3149	8 x 6	12

PVC-DWV Cap



PVC-DWV Cap

50-3151	1-1/2	25
50-3152	2	25
50-3153	3	35
50-3154	4	40
50-3156	6	5

PVC

Code #	Size	Mfg#	Box Qty.
--------	------	------	----------

PVC-DWV Bushing



PVC-DWV Bushing

50-3221	2 x 1-1/2	50
50-3231	3 x 1-1/2	30
50-3232	3 x 2	30
50-3240	4 x 2	30
50-3243	4 x 3	30
50-3264	6 x 4	10
50-3283	8 x 6	4

PVC-DWV Soc x Fem Adpvt



PVC-DWV Soc x Fem Adpvt

50-3315	1-1/2	100
50-3320	2	100
50-3330	3	30
50-3340	4	10
50-3360	6	10

PVC-DWV Soc x Male Adpvt



PVC-DWV Soc x Male Adpvt

50-3411	1-1/2 x 1-1/4	25
50-3415	1-1/2	100
50-3420	2	100
50-3430	3	20
50-3440	4	10

PVC-DWV CI Hub Adpvt



PVC-DWV CI Hub Adpvt

50-3521	2 x 1-1/2	15
50-3543	4 x 3	10

PVC-DWV 45 Elbow



PVC-DWV 45 Elbow

50-3615	1-1/2	100
50-3620	2	50
50-3630	3	20
50-3640	4	10
50-3660	6	3
50-3680	8	2

PVC-DWV 90 Vent Ell



PVC-DWV 90 Vent Ell

50-3715	1-1/2	20
50-3720	2	30
50-3730	3	25
50-3740	4	10

PVC

Code #	Size	Mfg#	Box Qty.
--------	------	------	----------



PVC-DWV 22-1/2 Elbow

50-3815	1-1/2		50
50-3820	2		25
50-3830	3		20
50-3840	4		15
50-3850	6		3



PVC-DWV 60 Elbow

50-3915	1-1/2		40
50-3920	2		25
50-3930	3		20
50-3940	4		10



PVC-DWV Wye

50-4015	1-1/2		50
50-4020	2		25
50-4021	2 x 1-1/2		25
50-4023	2 x 1-1/2 x 1-1/2		25
50-4030	3		25
50-4031	3 x 1-1/2		5
50-4032	3 x 2		25
50-4040	4		5
50-4042	4 x 2		10
50-4043	4 x 3		10
50-4060	6		4
50-4064	6 x 4		5
50-4086	8 x 6		1



PVC-DWV San Tee

50-4115	1-1/2		100
50-4120	2		35
50-4121	2 x 1-1/2		50
50-4122	2 x 1-1/2 x 2		25
50-4123	2 x 1-1/2 x 1-1/2		25
50-4130	3		30
50-4131	3 x 1-1/2		20
50-4132	3 x 2		10
50-4140	4		5
50-4142	4 x 2		10
50-4143	4 x 3		10
50-4150	6		6
50-4158	8		1

PVC

Code #	Size	Mfg#	Box Qty.
--------	------	------	----------



PVC-DWV Long Turn Ty

50-4180	1-1/2		20
50-4181	2		20
50-4182	3		10
50-4183	4		5
50-4192	2 x 1-1/2		20
50-4193	3 x 1-1/2		10
50-4194	3 x 2		10
50-4196	4 x 2		5
50-4198	4 x 3		5
50-4199	6 x 4		1



PVC-DWV 3" San Tee

50-4232	2 LH Inlet		10
50-4252	2 RH Inlet		10



PVC-DWV Vent Tee

50-4420	2		50
---------	---	--	----



PVC-DWV San Tee

50-4500	SPxHxH 1-1/2		50
---------	--------------	--	----



PVC-DWV Sewer Pipe Adpt

50-4543	4 x 3		20
50-4544	4 x 4		10



PVC-DWV Ftg x FPT Adpt

50-4615	1-1/2		50
50-4620	2		50
50-4630	3		25
50-4640	4		10



PVC-DWV Threaded Plug

50-4815	1-1/2		50
50-4820	2		50
50-4830	3		25
50-4840	4		30
50-4860	6		10



PVC

Code #	Size	Mfg#	Box Qty.
--------	------	------	----------



PVC-DWV Ftg Trap Adpt

50-5311	1-1/2 x 1-1/4		75
50-5315	1-1/2		50



PVC-DWV Fem Trap Adpt

50-5211	1-1/2 x 1-1/4		75
50-5215	1-1/2		50



PVC-DWV Ftg Male Adpt

50-5411	1-1/2 x 1-1/4		50
50-5415	1-1/2		50
50-5420	2		25



PVC-DWV 22-1/2 Str Ell

50-5615	1-1/2		50
50-5620	2		25
50-5630	3		20
50-5635	4		10



PVC-DWV 45 Str Ell

50-5715	1-1/2		100
50-5720	2		50
50-5730	3		20
50-5740	4		10
50-5760	6		3
50-5770	8		6



PVC-DWV 90 San Ell

50-5815	1-1/2		100
50-5820	2		50
50-5830	3		25
50-5840	4		10
50-5860	6		5
50-5880	8		1



PVC-DWV 90 San Str Ell

50-5916	1-1/2		100
50-5926	2		50
50-5936	3		20
50-5946	4		10
50-5948	6		5

PVC

Code #	Size	Mfg#	Box Qty.
--------	------	------	----------



PVC-DWV Low Heel Ell

50-6031	3 x 1-1/2		25
50-6032	3 x 2		25



PVC-DWV Side Inlet Ell

50-6132	3 x 2		10
---------	-------	--	----



PVC-DWV Double Wye

50-6415	1-1/2		40
50-6420	2		20
50-6421	2 x 1-1/2		10
50-6430	3		15
50-6432	3 x 2		10



PVC-DWV Double San Tee

50-6515	1-1/2		25
50-6520	2		20
50-6521	2 x 1-1/2		20
50-6530	3		20
50-6531	3 x 1-1/2		20
50-6532	3 x 2		10
50-6540	4		4
50-6542	4 x 2		5
50-6543	4 x 3		5



PVC-DWV 90 LS Str Ell

50-6715	1-1/2		50
50-6720	2		25
50-6730	3		20



PVC-DWV 90 LT Elbow

50-6815	1-1/2		50
50-6820	2		25
50-6830	3		10
50-6840	4		5



PVC-DWV 90 Closet Ell

50-7020	4 x 3		10
---------	-------	--	----

**PVC**

Code #	Size	Mfg#	Box Qty.
--------	------	------	----------



PVC-DWV 90 Clo Str Ell

PVC-DWV 90 Closet Str Ell

50-7025	4 x 3		10
---------	-------	--	----



PVC-DWV Soc U-Bend

PVC-DWV Soc U-Bend

50-7230	1-1/2		20
50-7235	2		35

PVC-DWV P-Trap
WT Union**PVC-DWV P-Trap WT Union**

50-7275	1-1/2		25
50-7278	2		20

PVC-DWV P-Trap
Sol Weld**PVC-DWV P-Trap Sol Weld**

50-7305	1-1/2		25
50-7315	2		20
50-7325	3		10
50-7330	4		4

PVC-DWV CO Tee
L/Plug**PVC-DWV CO Tee L/Plug**

50-8760	1-1/2		15
50-8790	2		30
50-8820	3		20
50-8850	4		12
50-8855	6x6 W/Plug		8

PVC Accessories

TOM-KAP

TOM-KAPFits Inside Pipe. PVC Tom-Kap CO
W/Plug

50-8520	2		50
50-8530	3		50
50-8540	4		50



Plastic Cap-On

PVC Recessed Plug

50-9400	2 in	878-20	20
50-9405	3 in	878-30	20
50-9410	4 in	878-40	20

PVC Accessories

Code #	Size	Mfg#	Box Qty.
--------	------	------	----------



Plastic Cap-On

Plastic Cap-On

17-2905	1-1/2 in		100
17-3030	1-1/2 to 2 in		100
17-3032	3 to 4 in		50



Plastic Plug-On

Plastic Plug-On Test Cap

17-3108	1-1/2 in		100
17-3112	2 in		50
17-3116	3 in		25
17-3120	4 in		20

Backflow Prevention

869-2P

PVC DWV Backwater Valve

50-7208	1-1/2"	B04-150	12
50-7209	2"	869-2P	1
50-7210	3"	B04-300	2



869-S4PPK

Procheck PVC Backwater Valve

50-7226	4"	869-S4PPK	2
---------	----	-----------	---



6101

Gate Valves

Slip x Slip, PVC, White

Plastic Paddles

50-7222	1-1/2"	6101	30
50-7223	2"	6201	20
50-7224	3"	6301	12

Stainless Steel Paddle

50-7225	4"	6401	6
---------	----	------	---



M12-001

12" Box and Solid Green Lid for Water Meter Box

50-9420	12"	M12-001	1
---------	-----	---------	---












M06-010

10" Round Valve Box and Green Lid

50-9430	10"	M06-010	1
---------	-----	---------	---



Closest Flanges

	Code #	Size	Mfg#	Box Qty.
 PVC Urinal Flange Kits for SCH40 Hub	Urinal Flange Kits PVC Adjustable Kit includes: solid brass bolts, nuts washers, and gaskets. Horizontal slots fit 3-1/2"-7" mtg ctrs.			
	PVC Urinal Flange Kits for SCH40 Hub 50-9350 2" 868-5P 20			
	PVC Urinal Flange Kits for SCH40 Spigot Outlet 50-9360 2" 868-9P 20			
 886R	Raise-A-Ring Extension For Closet Flanges 50-9302 886R			
 C85-000	Closet Flange Repair Ring 64-3510 1			
 866-MR	Stainless Steel Closet Ring 50-7067 3/4" 886-MR 20			
 MRTRF	Closet Repair Flange 64-3500 MRTRF 4			
 PVC-DWV Closet Flange	PVC-DWV Closet Flange 50-7055 4 25			
 PVC-DWV Closet Flange	PVC-DWV Closet Flange 50-7063 4 x 3 STR 25			
 PVC-DWV Adjustable Closet Flange	PVC-DWV Adjustable Closet Flange 50-7065 4 STR M/RING 25			
 888-P	PVC-DWV Closet Flange 3 Inside Pipe 50-9305 888-P 20			

	Code #	Size	Mfg#	Box Qty.
 883-PT	Closet Flange Flush Fit with K/O 4" or 3" 50-9310 883-PT 1			
 884-PTMK	PVC Closet Flange - Fits 4 x 3 With stainless steel ring 50-9315 884-PTMPK 24			
 887-GPM	PVC PushTite Closet Flange w/ SS Swivel Ring 50-9318 4"x4" 887-GPM 6			
 889-POMPK	PVC Full Flush Offset Closet Flange w/ SS Swivel Ring 3" hub/inside 4", flush to floor 50-8862 3"x4" 889-POMPK 6			
 PVC-DWV 1-1/2 Offset Closet Flange	PVC-DWV 1-1/2 Offset Closet Flange 50-8860 4 x 3 25			
 PVC-DWV Closet Flange 45°	PVC-DWV Closet Flange 45° Fits over 3" Pipe 50-8865 C55-043			
 86251	Repair Closet Flange 64-3610 3" Hub 86251 5 64-3615 3" Inside Pipe 86250 5 64-3620 4" Inside Pipe 86252 5			
 ML11320	PVC Push-On Ring Closet Flange 64-3601 4 ML11320 20			
 43539	PVC/CI Closet Flange Plastic replacement for cast iron or sch.40 DWV pipe. "3 Bolts." 64-3600 4 43539 2			

Floor Drains

	Code #	Size	Mfg#	Box Qty.
	801-P			
Strainer Only for PVC Floor Drain	50-9155		801-P	1
	841-P			
PVC-DWV Multi-Purpose Floor Drain	50-9152		841-2P	15
Designed for 2 x 3" solvent weld connection, fits over 2" or inside 3" schedule 40 DWV pipe or street ell.				
	800-P			
PVC-DWV 2 Floor Drain less Backwater	50-9150		800-P	12
	825-20P			
PVC Fiberglass Shower Drain with SS strainer	50-9215		#825-20P	20
Fits over 2" pipe				
	821-200P			
PVC Screw-on Shower Pan Drain Stainless Steel Strainer	50-9160	4-1/2"	821-200P	20
	821-2PQCP			
PVC Shower Pan Drain Chrome-Plated Adapter and Square Strainer	50-9156	2"	821-2PQCP	5
	D50-011			
PVC Drain w/ Adjustable Chrome Strainer	50-9210		#D50-011	20
Fits over 2" pipe or inside 3" pipe				

	Code #	Size	Mfg#	Box Qty.
	821-200PSQ			
PVC Shower Pan Drain Cast Metal Ring and Round Strainer		4-1/2"		
	50-9164	Polished SS	821-200PCQ	5
	50-9158	Matte SS	821-200PSQ	5
	50-9166	ORB	821-200PRBQ	5
	821-200PNQ			
Solvent Weld Shower Pan Drain				
Cast Metal Ring and Strainer. 4-1/2" square. Nickel Bronze.				
	50-9153		821-200PNQ	1



Commercial / Sioux Chief

Code #	Size	Mfg#	Box Qty.
--------	------	------	----------

Finish Line Adjustable Floor Drain Sch. 40 Hub Connection - Light Commercial

- Adjustable after the pour
- ABS/PVC base adapter, ABS coring sleeve, head adapter and poly coring plug
- For use in pedestrian traffic areas



832-25PF & 832-36PF

Rough-In Drain w/ Coring Plug

50-9320	2" x 3"	832-25PF	10
---------	---------	----------	----

Finish Fixture

- Nickel Bronze

50-9322	5-1/2" Round	832-3HNR	10
50-9324	5-7/8" Square	832-3HNQ	10



832-3HNR & 832-4HNR

Finish Line Adjustable Floor Drain Sch. 40 Hub Connection - Commercial

- Adjustable after the pour
- ABS/PVC base adapter, ABS coring sleeve, head adapter and poly coring plug
- For use in pedestrian traffic areas



832-3HNQ & 832-4HNQ

Rough-In Drain w/ Coring Plug

50-9328	3" x 4"	832-36PF	10
---------	---------	----------	----

Finish Fixture

- Nickel Bronze

50-9331	6-1/2" Round	832-4HNR	10
50-9332	7" Square	832-4HNQ	10



834-3PF & 834-4PF

Finish Line Adjustable 6-1/2 Cleanout Sch. 40 Hub Connection

- Adjustable after the pour
- ABS/PVC base adapter with 3-1/2" poly pro cleanout plug, ABS coring sleeve, head adapter and poly coring plug
- Medium-duty nickel bronze and stainless steel covers
- Tenzalloy covers for pedestrian traffic areas



834-4HNR

Rough-In Cleanout

50-9325	3" x 4"	834-3PF	10
50-9330	4"	834-4PF	10

Finish Fixture

50-9334	6-1/2"	834-4HNR	10
---------	--------	----------	----

Code #	Size	Mfg#	Box Qty.
--------	------	------	----------

Halo Adjustable Sch. 40 Round Floor Drain with Deck Flange

Nickel Bronze

50-9336	2" x 3"	822-2PNR	4
---------	---------	----------	---



822-2PNR

Halo Adjustable Sch. 40 Cleanout with Deck Flange

Nickel Bronze

50-9338	3"	822-C3PNR	1
---------	----	-----------	---



822-C3PNR

Fat Max Sch. 40 Large-Capacity PVC Floor Drain

Include Sand Bucket for sump area

50-9151	3"	860-3PS	4
---------	----	---------	---



860-3PS

SquareMax Sch. 40 Large-Capacity PVC Square Floor Sink

50-9326	2"	861-2P	1
---------	----	--------	---



861-2P

Round Aluminum Condensate Funnel with Screws

50-9165	2"x4"	863-FA	5
---------	-------	--------	---



863-FA